



















2882 Howell Prairie Road NE Salem, Oregon 97305
 (503) 399-9941 www.SteffenSystems.com 1 (888) STEFFEN

2008 Pricing for Bale Accumulators






SQUARE BALE ACCUMULATORS

MAP	MODEL	BALE CAPACITY	HANDLER	SIZE	PRICE
	850	 8 flat  10 edge* 32-48" long, 14x18" or 16x18" bales	5508	166"x112" 1300 lbs	\$11,800
	950	 10 flat/tie  12 edge*  8 flat 36-38" long, 14x18" or 16x18" bales	5508	166"x112" 1400 lbs	\$13,300
	950 LH	 10 flat/tie  12 edge*  8 flat 36-38" long, 14x18" or 16x18" bales	5508	166"x112" 1400 lbs	\$13,500
	1050	 10 flat  12 edge* 32-48" long, 14x18" or 16x18" bales	5510	166"x130" 1400 lbs	\$12,200
	1250	 12 flat  15 edge* 32-48" long, 14x18" or 16x18" bales	6512	184"x112" 1500 lbs	\$12,800
	1550	 15 flat  18 edge* 32-48" long, 14x18" or 16x18" bales	6515	184"x130" 1600 lbs	\$13,200
	2250	 8 3-tie 36-48" long, 16x22" three-tie bales	5510	166"x130" 1450 lbs	\$12,800

* requires edge kit



OPTIONS

PHOTO	DETAILS	PART#	PRICE
	HYDRAULIC HOSE KIT for connection to tractor	SA-HO	\$250
	BALER HITCH KIT kit form, requires assembly	SA-HK	\$320
	BALER SWING HITCH for inline balers, requires assembly	SA-HS	\$480
	EDGE KIT places bales on edge prior to entry into accumulator	SA-EK	\$1,900
	PULL-TYPE KIT adapts to pick bales up from ground	SA-PT	\$4,450
photo not available	STATIONARY KIT adapts unit for stationary operation	SA-SK	\$760

These prices are FOB from Salem, Oregon and, while we expect them to remain the same all year, are subject to change without notice.